SECTION 00 90 10
ADDENDUM NO. 2

Project: Serenity Village – PIC Center
4 Dunean Street
Greenville, SC 29611
17245

Date: 19 March 2018

To: All Bid Document Holders

This Addendum forms a part of the contract documents and modifies the bidding documents with amendments and additions noted below.

Acknowledge receipt of this addendum in the space provided in the bid form. Failure to do so may render the bid unresponsive.

Manufacturers and products indicated as an "approved substitution" shall be accepted as equal for the manufacturers given in the contract documents. It is understood that the products submitted for these manufacturers must still meet the specifications of the project, and can be rejected if after review, are determined to be not equal to the product called out in the contract documents.

GENERAL

- Construction duration, as stated in the Project Manual, is 240 calendar days.
- Building permit to be paid for by the bidder. Allowance of building permit cost shall be designated as: $3,300.
- All data communications (cabling and equipment) will be provided and installed by the Owner's vendor and does not need to be included in scope or the construction cost.
- An irrigation system is to be installed and included in the base bid per the specifications found on Sheet L3A.
- Basis of design for Automatic Controls is to be Automated Logic. No substitutions will be accepted. Include in base bid.

PROJECT MANUAL

NONE

DRAWINGS

Sheet A1.1 – Dimension Plan

- Revised Wall Type 1 to be 4inch CMU Veneer instead of 8inch CMU.
- Added column supports for rear canopy.

Sheet A1.2 – PIC Noted Floor Plan

- Added column supports for rear canopy.

Sheet A1.5 – Alternate 2 – Gate House Plans & Elevations

- Added information for clarity regarding the back Break Area counter and work desk counter.
- Added Elevation 10/A1.5 of Break Counter for clarity.
- Revised CMU colors on elevations and finish schedule.

Sheet A4.1 – Exterior Elevations

- Added column supports for rear canopy.
- Revised CMU colors on elevations and finish schedule.

Sheet A7.2 – Wall Sections

- Added countertop, backsplash, and countertop brackets in section for clarity of millwork at desk counter.

Sheet A12.0 – Finish Schedule & Legend

- Color coded flooring pattern instead of hatch for clarity.
- Revised Interior Finish Legend

ATTACHMENTS:

Sheet A1.1 – Dimension Plan_REVA
Sheet A1.2 – PIC Noted Floor Plan_REVA
Sheet A1.5 – Alternate 2 – Gate House Plans & Elevations_REVA
Sheet A4.1 – Exterior Elevations_REVA
Sheet A7.2 – Wall Sections_REVA
Sheet A12.0 – Finish Schedule & Legend_REVA

END OF SECTION

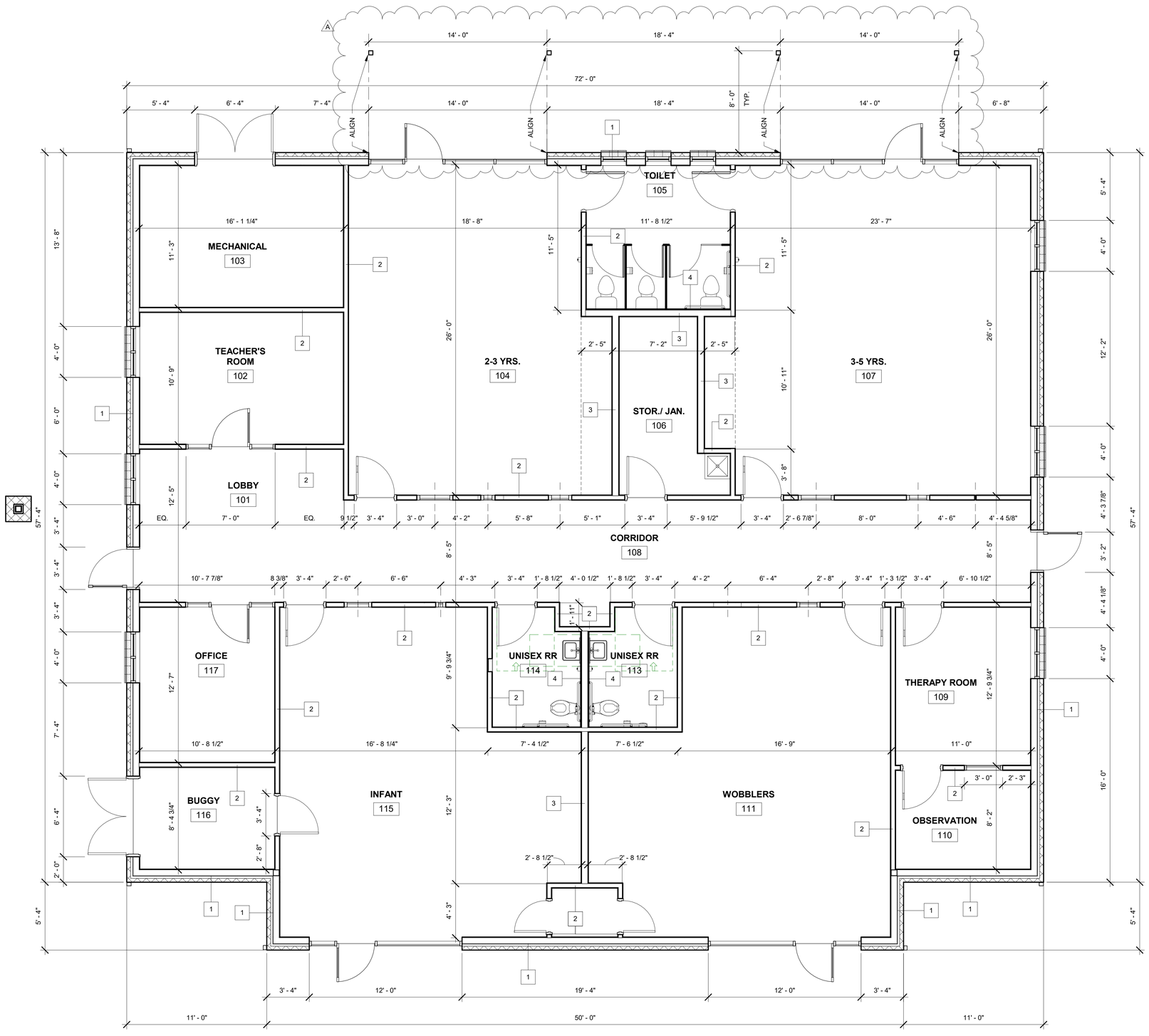

1 PIC - DIMENSION PLAN
A1.1 1/4" = 1'-0"

GENERAL DIMENSION PLAN NOTES

A. ALL DIMENSIONS ARE TO FACE OF STUD OR FACE OF MASONRY UNLESS NOTED OTHERWISE.

B. GENERAL CONTRACTOR TO FIELD VERIFY ALL DIMENSIONS AND REPORT DISCREPANCIES IMMEDIATELY TO THE ARCHITECT.

C. DOOR JAMBS ARE 6" NEAREST PERPENDICULAR WALL, UNLESS NOTED OTHERWISE.

D. DO NOT SCALE DRAWINGS. USE WRITTEN DIMENSIONS FOR ALL MEASUREMENTS.

WALL TYPE LEGEND

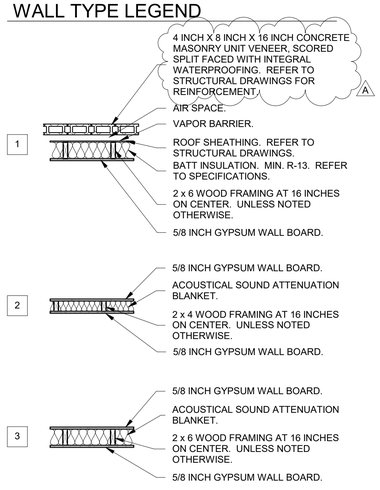

PROJECT NORTH

REFERENCE NORTH

Seal

DP3 ARCHITECTS

DP3 Architects, Ltd.
15 South Main Street, Suite 400
Greenville, SC 29601
864.232.8200
www.DP3architects.com

Project

PhoenixCenter
Prevent • Treat • Recover

SERENITY VILLAGE PROGRAM FOR INFANTS AND CHILDREN (PIC)

Project Number	17245
Drawn By	JLR
Checked By	MTP
Date	23 FEB 2018

Revisions

A	19 MAR 2018	ADDENDUM 2

Drawing

PIC - DIMENSION FLOOR PLAN

A1.1

Copyright : These Drawings are the property of DP3 Architects, Ltd., and reuse on any other project without written permission will result in legal action.

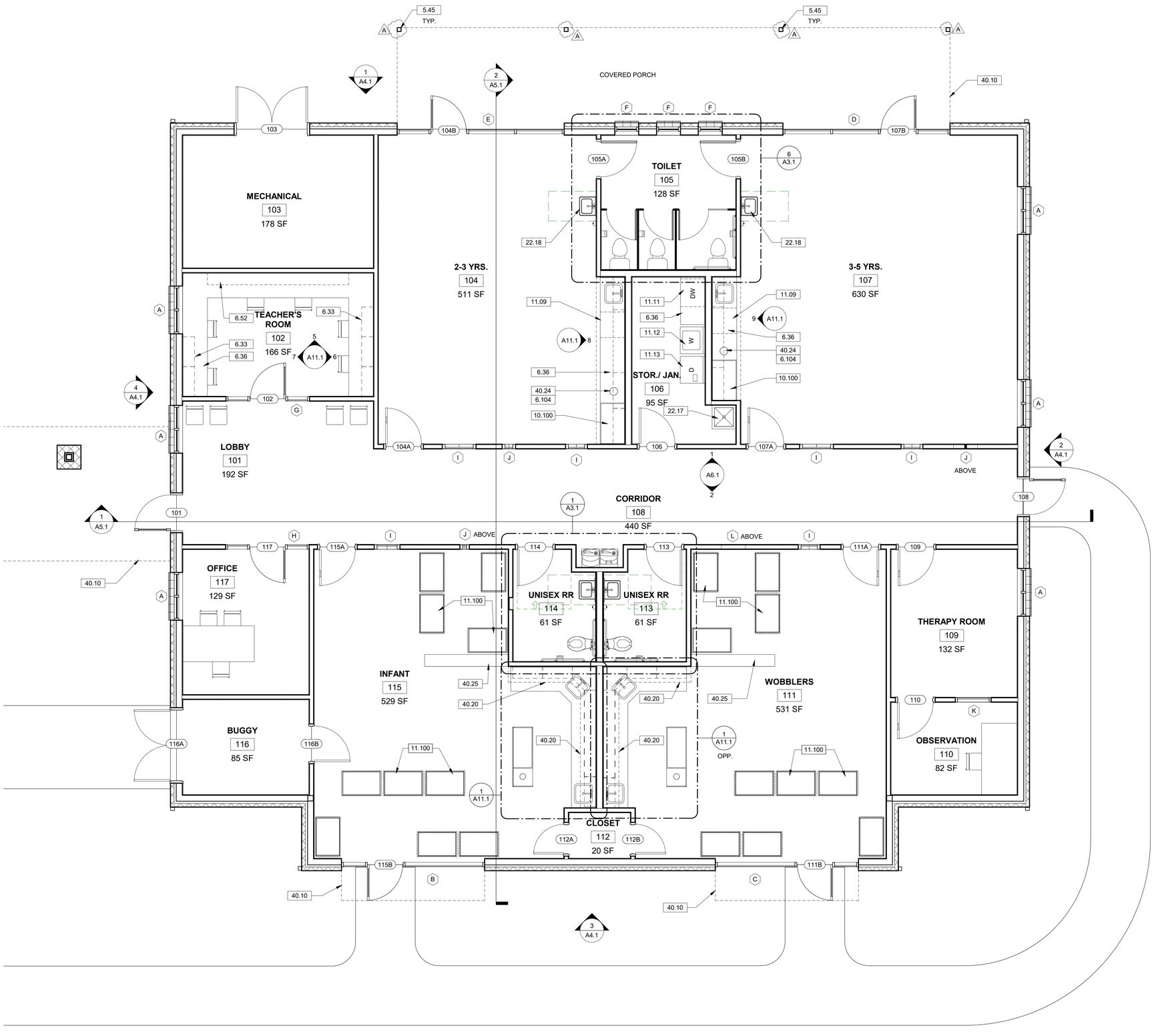

1 A1.2 PIC - NOTED FLOOR PLAN
1/4" = 1'-0"

GENERAL FLOOR PLAN NOTES

A. THE CONTRACTOR SHALL COORDINATE ALL UNDERGROUND PIPING, MECHANICAL AND ELECTRICAL WORK.

B. ROOMS ARE DEFINED BY WALLS, FACES OF DOORS AND ROOM CHANGE INDICATORS.

C. PROVIDE WOOD BLOCKING IN PARTITIONS AT ALL LOCATIONS WHERE WORK SURFACES, SHELVING, BRACKETS, DISPLAYS, GRAB BARS, HANDRAILS AND/OR EQUIPMENT WILL BE MOUNTED OR ATTACHED TO THE FACE OF THE WALL. ALL CONCEALED WOOD SHALL BE FIRE-RETARDANT LUMBER.

D. LUMBER AND BLOCKING IN CONTACT WITH MASONRY AND CONCRETE SHALL BE PRESSURE TREATED.

E. USE MOISTURE RESISTANT (TYPE "X" AS REQUIRED) GWB BEHIND ALL SINKS AND WET AREAS.

F. NON-FIXED FURNITURE AND EQUIPMENT IS SHOWN FOR REFERENCE ONLY. NO NON-FIXED FURNITURE, FURNISHINGS OR EQUIPMENT ARE A PART OF THE CONSTRUCTION CONTRACT UNLESS NOTED OTHERWISE.

DRAWING NOTES

5.45	4X4 ALUMINUM POST FOR CANOPY. COORDINATE WITH CANOPY MANUFACTURER EXACT SIZE AND PLACEMENT REQUIREMENTS.
6.33	12 INCH DEEP UPPER CABINETS. REFER TO CABINET DETAILS.
6.36	SOLID SURFACE COUNTERTOP.
6.52	PLASTIC LAMINATE OPEN SHELVING UNIT. LAMINATE ALL EXPOSED SIDES.
6.104	CUT HOLE IN COUNTERTOP FOR TRASH. SMOOTH EDGES. PROVIDE HINGED CLOSURE FROM UNDERNEATH COUNTERTOP.
10.100	BABY CHANGING STATION. REFER TO DETAIL 4/A11.1.
11.09	UNDER-COUNTER REFRIGERATOR. OFIC.
11.11	DISHWASHER. OFIC.
11.12	RESIDENTIAL SIZED CLOTHES WASHER. OFIC.
11.13	RESIDENTIAL SIZED CLOTHES DRYER. OFIC.
11.100	CRIB. OFIC. TYPICAL.
22.17	MOP SINK. REFER TO PLUMBING DRAWINGS. INSTALL FRP AROUND WALLS SURROUNDING SINK UP TO 3 FEET.
22.18	LOW-HEIGHT CHILDREN'S SINK. REFER TO PLUMBING DRAWINGS.
40.10	CANOPY ABOVE.
40.20	BULKHEAD ABOVE.
40.24	TRASH BELOW. COORDINATE WITH MECHANICAL FOR VENTILATION HOOKUP.
40.25	LOW HEIGHT TOY CUBBY.

Seal

DP3 ARCHITECTS
DP3 Architects, Ltd.
15 South Main Street, Suite 400
Greenville, SC 29601
864.232.8200
www.DP3architects.com

Project

PhoenixCenter
Prevent • Treat • Recover

SERENITY VILLAGE PROGRAM FOR INFANTS AND CHILDREN (PIC)

Project Number	17245
Drawn By	JLR
Checked By	MTP
Date	23 FEB 2018

Revisions

A	19 MAR 2018	ADDENDUM 2

Drawing

PIC - NOTED FLOOR PLAN

A1.2

Copyright : These Drawings are the property of DP3 Architects, Ltd., and reuse on any other project without written permission will result in legal action.

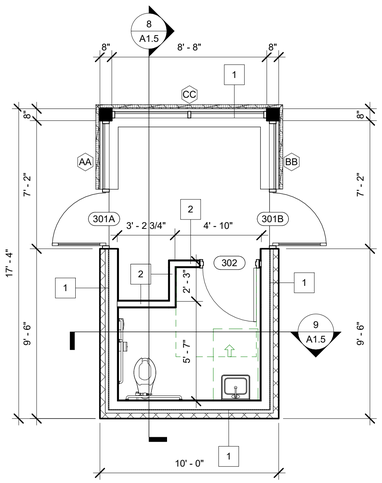

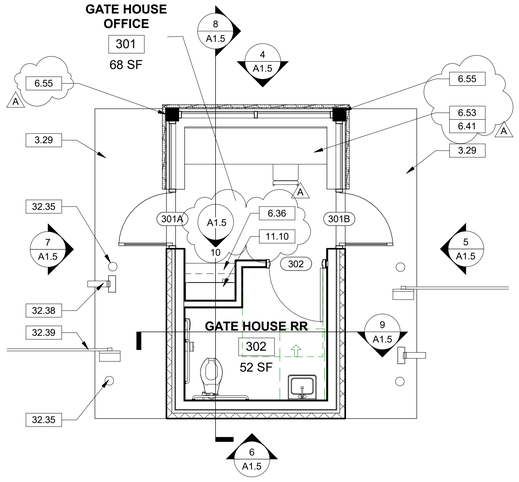

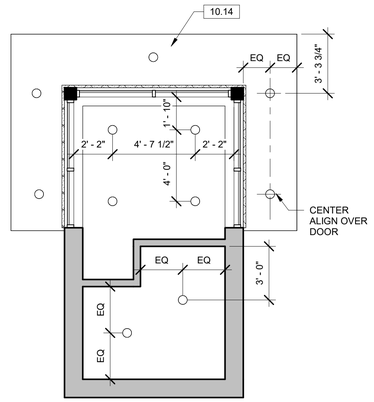

REFLECTED CEILING PLAN LEGEND

- CEILING
- GYPSUM BOARD CEILING (UNLESS NOTED OTHERWISE)
- SOUND ATTENUATION BLANKET ABOVE CEILING (MIN. 4 FT WIDE BORDER)
- 6 INCH RECESSED DOWNLIGHT
- 1X4 LED DOWNLIGHT
- 2X2 LED DOWNLIGHT
- DIFFUSER
- RETURN

DRAWING NOTES

3.29 CONCRETE SIDEWALK.

6.36 SOLID SURFACE COUNTERTOP.

6.41 PROVIDE GROMMETS. LOCATIONS TO BE COORDINATED.

6.53 SOLID SURFACE COUNTERTOP WITH INTEGRAL BACKSPLASH. VERIFY HEIGHT OF BACKSPLASH TO FIT TIGHT UNDER WINDOW SILL.

6.54 18 INCH DEEP UPPER MICROWAVE CABINET.

6.55 WOOD POST. WRAP WITH ALUMINUM BREAK METAL TO MATCH STOREFRONT.

10.14 PREFINISHED ALUMINUM CANOPY SYSTEM. INSTALL PER MANUFACTURER'S SPECIFICATIONS. BASIS OF DESIGN: MAPES ARCHITECTURAL CANOPIES, SUPER LUMIDECK, FLAT SOFFIT WITH 8 INCH J FASCIA. COLOR TO MATCH STOREFRONT.

11.09 UNDER-COUNTER REFRIGERATOR. OFIC.

11.10 MICROWAVE. OFIC.

32.35 6 INCH DIAMETER STEEL PIPE BOLLARD, 48 INCHES TALL, CONCRETE FILLED WITH PROTECTIVE COVER. REFER TO CIVIL DRAWINGS.

32.38 CARD READER AND PEDESTAL.

32.39 GATE LEVER.

1 A1.5 GATE HOUSE - DIMENSION PLAN
1/4" = 1'-0"

2 A1.5 GATE HOUSE - NOTED FLOOR PLAN
1/4" = 1'-0"

3 A1.5 GATE HOUSE - REFLECTED CEILING PLAN
1/4" = 1'-0"

4 A1.5 GATE HOUSE - NORTH ELEVATION
1/4" = 1'-0"

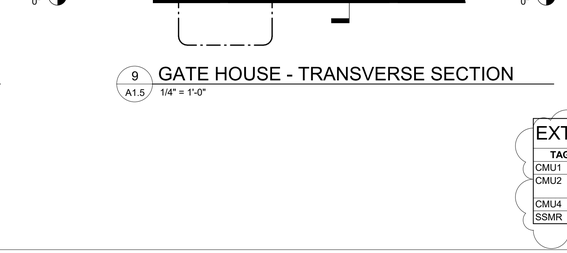

5 A1.5 GATE HOUSE - EAST ELEVATION
1/4" = 1'-0"

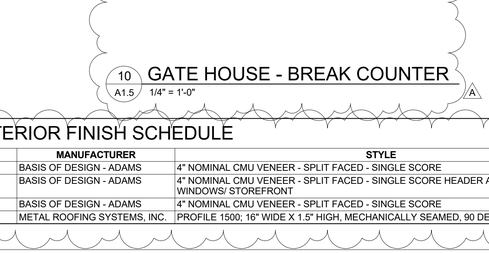

6 A1.5 GATE HOUSE - SOUTH ELEVATION
1/4" = 1'-0"

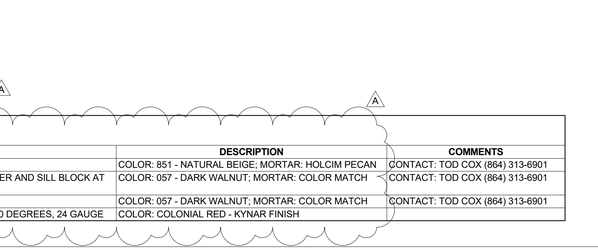

7 A1.5 GATE HOUSE - WEST ELEVATION
1/4" = 1'-0"

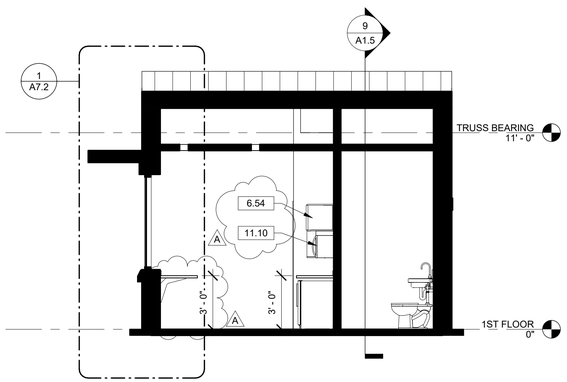

8 A1.5 GATE HOUSE - LONGITUDINAL SECTION
1/4" = 1'-0"

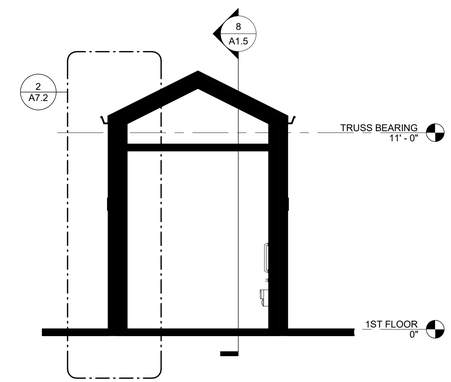

9 A1.5 GATE HOUSE - TRANSVERSE SECTION
1/4" = 1'-0"

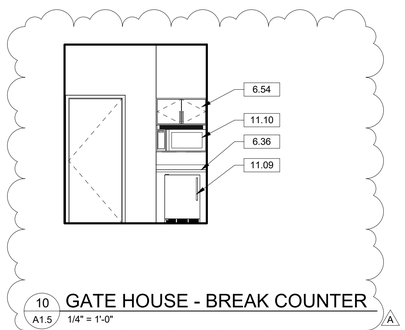

10 A1.5 GATE HOUSE - BREAK COUNTER
1/4" = 1'-0"

EXTERIOR FINISH SCHEDULE

TAG	MANUFACTURER	STYLE	DESCRIPTION	COMMENTS
CMU1	BASIS OF DESIGN - ADAMS	4" NOMINAL CMU VENEER - SPLIT FACED - SINGLE SCORE	COLOR: 851 - NATURAL BEIGE; MORTAR: HOLCIM PECAN	CONTACT: TOD COX (864) 313-6901
CMU2	BASIS OF DESIGN - ADAMS	4" NOMINAL CMU VENEER - SPLIT FACED - SINGLE SCORE HEADER AND SILL BLOCK AT WINDOWS/ STOREFRONT	COLOR: 057 - DARK WALNUT; MORTAR: COLOR MATCH	CONTACT: TOD COX (864) 313-6901
CMU4	BASIS OF DESIGN - ADAMS	4" NOMINAL CMU VENEER - SPLIT FACED - SINGLE SCORE	COLOR: 057 - DARK WALNUT; MORTAR: COLOR MATCH	CONTACT: TOD COX (864) 313-6901
SSMR	METAL ROOFING SYSTEMS, INC.	PROFILE 1500; 16" WIDE X 1.5" HIGH, MECHANICALLY SEAMED, 90 DEGREES, 24 GAUGE	COLOR: COLONIAL RED - KYNAR FINISH	

Copyright : These Drawings are the property of DP3 Architects, Ltd., and reuse on any other project without written permission will result in legal action.

Seal

DP3 ARCHITECTS
DP3 Architects, Ltd.
15 South Main Street, Suite 400
Greenville, SC 29601
864.232.8200
www.DP3architects.com

Project

PhoenixCenter
Prevent • Treat • Recover

SERENITY VILLAGE PROGRAM FOR INFANTS AND CHILDREN (PIC)

Project Number	17245
Drawn By	JLR
Checked By	MTP
Date	23 FEB 2018

Revisions

A	19 MAR 2018	ADDENDUM 2

Drawing

ALTERNATE 2 - GATE HOUSE PLANS & ELEVATIONS

A1.5

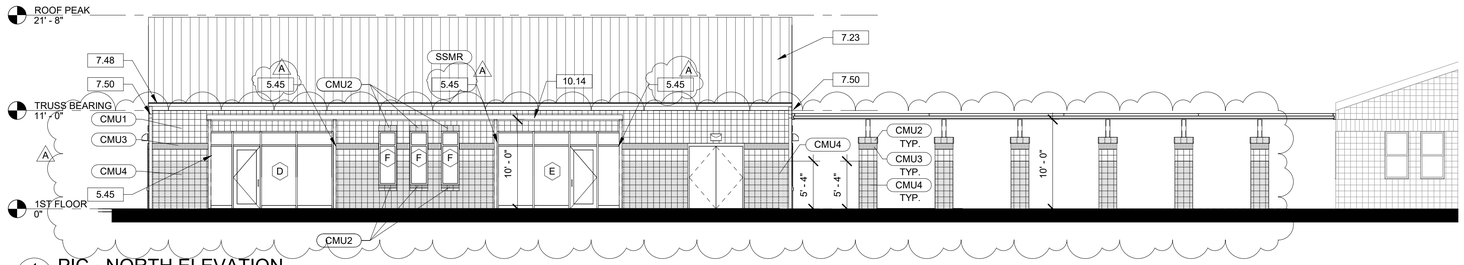

1 A4.1 PIC - NORTH ELEVATION
1/8" = 1'-0"

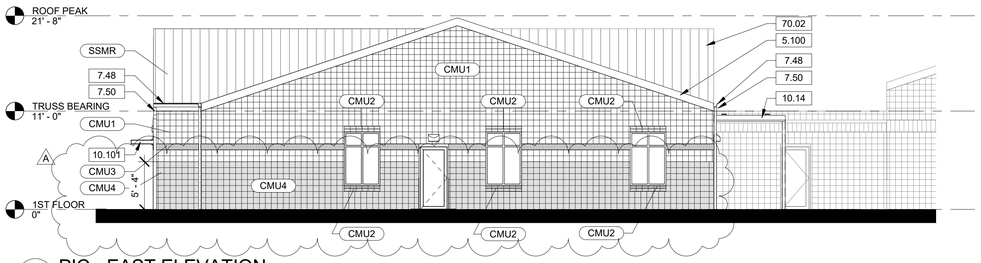

2 A4.1 PIC - EAST ELEVATION
1/8" = 1'-0"

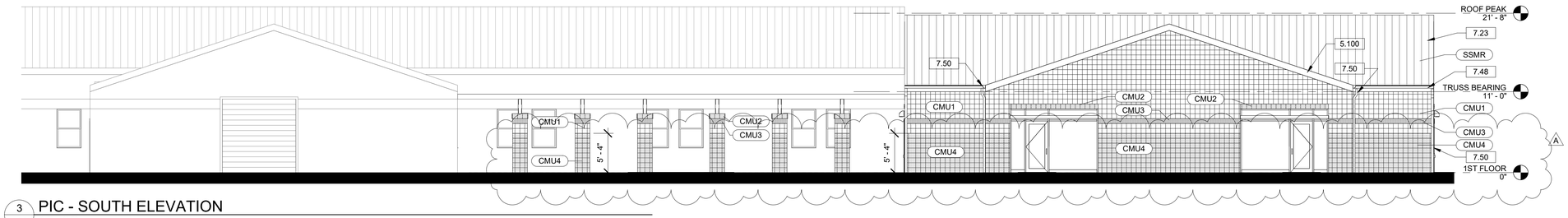

3 A4.1 PIC - SOUTH ELEVATION
1/8" = 1'-0"

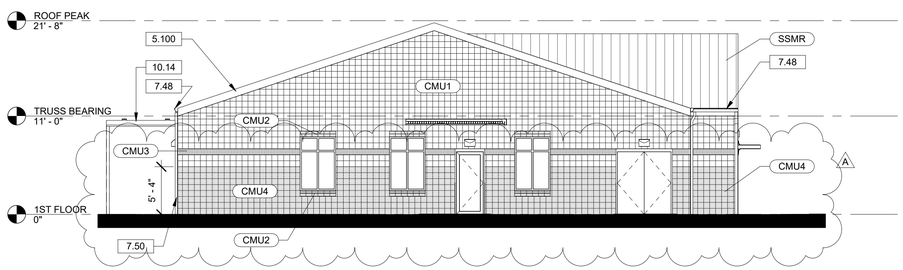

4 A4.1 PIC - WEST ELEVATION
1/8" = 1'-0"

EXTERIOR FINISH SCHEDULE

TAG	MANUFACTURER	STYLE	DESCRIPTION	COMMENTS
CMU1	BASIS OF DESIGN - ADAMS	4" NOMINAL CMU VENEER - SPLIT FACED - SINGLE SCORE	COLOR: 851 - NATURAL BEIGE; MORTAR: HOLCIM PECAN	CONTACT: TOD COX (864) 313-6901
CMU2	BASIS OF DESIGN - ADAMS	4" NOMINAL CMU VENEER - SPLIT FACED - SINGLE SCORE HEADER AND SILL BLOCK AT WINDOWS/ STOREFRONT	COLOR: 057 - DARK WALNUT; MORTAR: COLOR MATCH	CONTACT: TOD COX (864) 313-6901
CMU3	BASIS OF DESIGN - ADAMS	4" NOMINAL CMU VENEER - SPLIT RIB FOUR	COLOR: 057 - DARK WALNUT; MORTAR: COLOR MATCH	CONTACT: TOD COX (864) 313-6901
CMU4	BASIS OF DESIGN - ADAMS	4" NOMINAL CMU VENEER - SPLIT FACED - SINGLE SCORE	COLOR: 057 - DARK WALNUT; MORTAR: COLOR MATCH	CONTACT: TOD COX (864) 313-6901
SSMR	METAL ROOFING SYSTEMS, INC.	PROFILE 1500; 16" WIDE X 1.5" HIGH, MECHANICALLY SEAMED, 90 DEGREES, 24 GAUGE	COLOR: COLONIAL RED - KYNAR FINISH	

ALL EXTERIOR FINISHES SHALL BE SUBMITTED FOR APPROVAL PRIOR TO ORDERING.

GENERAL EXTERIOR NOTES

A. PROVIDE CONCEALED BLOCKING BEHIND LOCATIONS OF ALL ATTACHED BUILDING SIGNAGE.

B. COORDINATE EXTERIOR ELEVATIONS WITH ELECTRICAL AND MECHANICAL DRAWINGS.

DRAWING NOTES

5.45 4X4 ALUMINUM POST FOR CANOPY. COORDINATE WITH CANOPY MANUFACTURER EXACT SIZE AND PLACEMENT REQUIREMENTS.

5.100 PREFINISHED ALUMINUM FASCIA, 24 GAUGE. COLOR TO MATCH ROOF PANELS.

7.23 PREFINISHED STANDING SEAM METAL ROOFING SYSTEM. COLOR AND PROFILE TO MATCH EEC BUILDING. REFER TO SPECIFICATIONS.

7.48 PREFINISHED ALUMINUM GUTTER. REFER TO SPECIFICATIONS FOR TYPE, SIZE AND PROFILE. COLOR TO MATCH ROOF PANELS.

7.50 PREFINISHED ALUMINUM DOWNSPOUT. REFER TO SPECIFICATIONS FOR TYPE, SIZE AND PROFILE. COLOR TO MATCH ROOF PANELS.

10.14 PREFINISHED ALUMINUM CANOPY SYSTEM. INSTALL PER MANUFACTURER'S SPECIFICATIONS. BASIS OF DESIGN: MAPES ARCHITECTURAL CANOPIES, SUPER LUMIDECK, FLAT SOFFIT WITH 6 INCH J FASCIA. COLOR TO MATCH STOREFRONT.

10.101 KAWNEER VERSOLEIL SUNSHADE 30" SQUARE OUTRIGGER AIRFOIL BLADE SYSTEM. COLOR TO MATCH STOREFRONT.

70.02 EXISTING KITCHEN ROOF BEYOND.

Seal

DP3 ARCHITECTS

DP3 Architects, Ltd.
15 South Main Street, Suite 400
Greenville, SC 29601
864.232.8200
www.DP3architects.com

Project

PhoenixCenter
Prevent • Treat • Recover

SERENITY VILLAGE PROGRAM FOR INFANTS AND CHILDREN (PIC)

Project Number	17245
Drawn By	JLR
Checked By	MTP
Date	23 FEB 2018

Revisions

A	19 MAR 2018	ADDENDUM 2

Drawing

EXTERIOR ELEVATIONS

A4.1

Copyright : These Drawings are the property of DP3 Architects, Ltd., and reuse on any other project without written permission will result in legal action.

Copyright : These Drawings are the property of DP3 Architects, Ltd., and reuse on any other project without written permission will result in legal action.

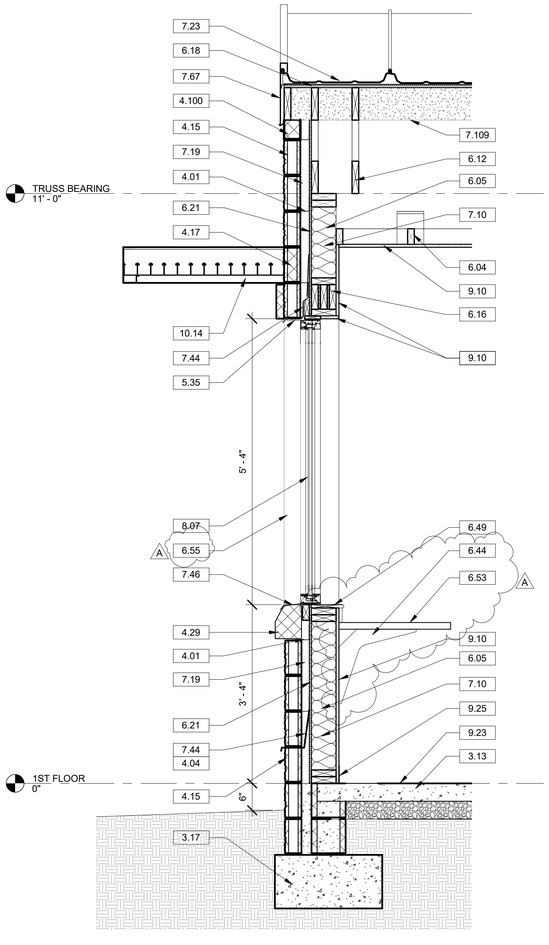

1 A7.2 WALL SECTION - GATE HOUSE AT WINDOW
3/4" = 1'-0"

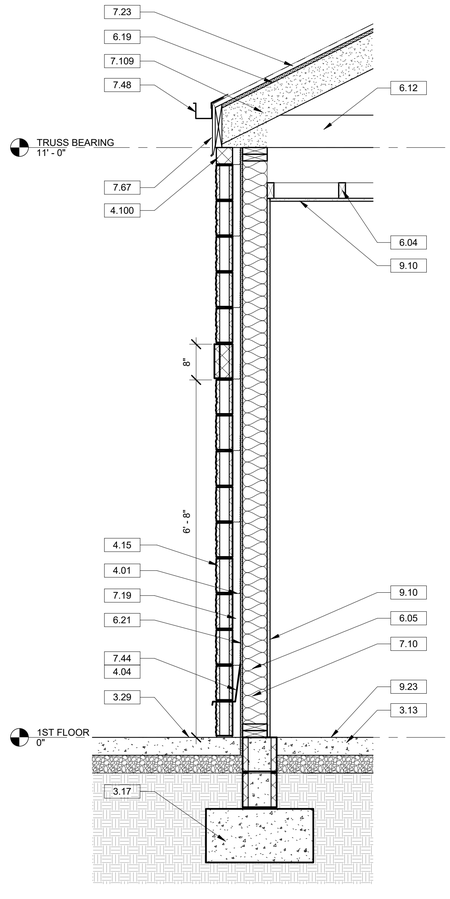

2 A7.2 WALL SECTION - GATE HOUSE
3/4" = 1'-0"

DRAWING NOTES

3.13 REINFORCED CONCRETE SLAB ON GRADE. REFER TO STRUCTURAL DRAWINGS.

3.17 CONCRETE FOOTING. REFER TO STRUCTURAL DRAWINGS FOR SIZE, TYPE OF REINFORCEMENT AND DEPTH.

3.29 CONCRETE SIDEWALK.

4.01 MASONRY WALL TIE. REFER TO STRUCTURAL DRAWINGS FOR TYPE.

4.04 MASONRY WEEP AND VENTING ACCESSORY AT 16 INCHES ON CENTER. REFER TO SPECIFICATIONS.

4.15 4 INCH X 8 INCH X 16 INCH CONCRETE MASONRY UNIT VENEER, SCORED SPLIT FACED WITH INTEGRAL WATERPROOFING. REFER TO STRUCTURAL DRAWINGS FOR REINFORCEMENT.

4.17 8 INCH X 8 INCH X 16 INCH CONCRETE MASONRY UNIT, SCORED SMOOTH FACED TO BE INSTALLED BEHIND CANOPY FOR TIGHTER FIT,

4.29 CAST STONE SILL.

4.100 CUT BLOCK TO FILL VOID.

5.35 METAL LINTEL. REFER TO STRUCTURAL DRAWINGS.

6.04 2 x 4 WOOD FRAMING AT 16 INCHES ON CENTER. UNLESS NOTED OTHERWISE.

6.05 2 x 6 WOOD FRAMING AT 16 INCHES ON CENTER. UNLESS NOTED OTHERWISE.

6.12 PRE-ENGINEERED WOOD TRUSS SYSTEM. REFER TO STRUCTURAL DRAWINGS. PROVIDE MINIMUM 2X8 TOP CHORD MEMBERS.

6.16 WOOD HEADER SYSTEM. REFER TO STRUCTURAL DRAWINGS.

6.18 UNDERLAYMENT. REFER TO SPECIFICATIONS

6.19 ROOF SHEATHING. REFER TO STRUCTURAL DRAWINGS.

6.21 EXTERIOR SHEATHING. REFER TO STRUCTURAL DRAWINGS. INSTALL BUILDING WRAP OVER ALL EXPOSED SHEATHING.

6.44 METAL COUNTER SUPPORT BRACKET.

6.49 WOOD SILL. STAIN.

6.53 SOLID SURFACE COUNTERTOP WITH INTEGRAL BACKSPLASH. VERIFY HEIGHT OF BACKSPLASH TO FIT TIGHT UNDER WINDOW SILL.

6.55 WOOD POST. WRAP WITH ALUMINUM BREAK METAL TO MATCH STOREFRONT.

7.10 BATT INSULATION. MIN. R-13. REFER TO SPECIFICATIONS.

7.19 AIR SPACE.

7.23 PREFINISHED STANDING SEAM METAL ROOFING SYSTEM. COLOR AND PROFILE TO MATCH EEC BUILDING. REFER TO SPECIFICATIONS.

7.44 THROUGH-WALL FLASHING.

7.46 WINDOW SILL FLASHING. PROVIDE FULLY WELDED SILL PAN WITH END DAMS. AT SLOPED SILL AND DRIP EDGE LOCATIONS, PROVIDE HEMMED EDGE. SET SYSTEM IN CONTINUOUS BED OF SEALANT.

7.48 PREFINISHED ALUMINUM GUTTER. REFER TO SPECIFICATIONS FOR TYPE, SIZE AND PROFILE. COLOR TO MATCH ROOF PANELS.

7.67 PREFINISHED ALUMINUM RAKE TRIM.

7.109 CLOSED CELL SPRAY FOAM INSULATION. MIN. R-38. REFER TO SPECIFICATIONS.

8.07 ALUMINUM STOREFRONT SYSTEM. REFER TO WINDOW SCHEDULE AND SPECIFICATIONS.

9.10 5/8 INCH GYPSUM WALL BOARD.

9.23 SCHEDULED FLOOR COVERING.

9.25 SCHEDULED RESILIENT BASE.

10.14 PREFINISHED ALUMINUM CANOPY SYSTEM. INSTALL PER MANUFACTURER'S SPECIFICATIONS. BASIS OF DESIGN: MAPES ARCHITECTURAL CANOPIES, SUPER LUMIDECK, FLAT SOFFIT WITH 8 INCH J FASCIA. COLOR TO MATCH STOREFRONT.

Seal

DP3 ARCHITECTS

DP3 Architects, Ltd.
15 South Main Street, Suite 400
Greenville, SC 29601
864.232.8200
www.DP3architects.com

Project

PhoenixCenter
Prevent • Treat • Recover

SERENITY VILLAGE
PROGRAM FOR
INFANTS AND
CHILDREN (PIC)

Project Number	17245
Drawn By	JLR
Checked By	MTP
Date	23 FEB 2018

Revisions

A	19 MAR 2018	ADDENDUM 2

Drawing

WALL SECTIONS

A7.2

ROOM FINISH SCHEDULE - PIC & GATEHOUSE

NUMBER	NAME	FLOOR	BASE	WALLS				CEILING	MILLWORK	
				NORTH	SOUTH	WEST	EAST		CABINETRY	COUNTERTOP
101	LOBBY	LINO-1/ LINO-2	RB-1	P-2	P-2	P-2	P-2	P-1	N/A	N/A
102	TEACHER'S ROOM	CPT-2	RB-1	P-2	P-2	P-2	P-2	ACT-1	PL-1	SS-1
103	MECHANICAL	CRT-1	RB-1	P-1	P-1	P-1	P-1	EXPOSED	N/A	N/A
104	2-3 YRS.	LVT-1/ CPT-2	RB-1	P-2	P-2	P-2	P-2/ P-6	ACT-1	PL-1	SS-1
105	TOILET	CT-1	CTB-1	P-7	CWT-1	P-7	P-7	P-1	N/A	N/A
106	STOR./ JAN.	EP-1	EP-1	P-1	P-1	P-1	P-1	P-1	N/A	N/A
107	3-5 YRS.	LVT-1/ CPT-2	RB-1	P-2	P-2	P-2/ P-6	P-2	ACT-1	PL-1	SS-1
108	CORRIDOR	LINO-1/ LINO-2	RB-1	P-2/ P-3/ P-4	P-2/ P-3/ P-4	N/A	P-2	P-5	N/A	N/A
109	THERAPY ROOM	CPT-1	RB-1	P-8	P-8	P-8	P-8	ACT-1	N/A	N/A
110	OBSERVATION	CPT-1	RB-1	P-8	P-8	P-8	P-8	ACT-1	N/A	N/A
111	WOBBLERS	LVT-1/ CPT-2	RB-1	P-2	P-2	P-2/ P-6	P-2	ACT-1	PL-1	SS-1
112	CLOSET	LVT-1	RB-1	P-2	P-2	P-2	P-2	ACT-1	N/A	N/A
113	UNISEX RR	CT-1	CTB-1	P-7	P-7	CWT-1	P-7	P-1	N/A	N/A
114	UNISEX RR	CT-1	CTB-1	P-7	P-7	P-7	CWT-1	P-1	N/A	N/A
115	INFANT	LVT-1/ CPT-2	RB-1	P-2	P-2	P-2	P-2	ACT-1	PL-1	SS-1
116	BUGGY	CRT-1	RB-1	P-1	P-1	P-1	P-1	EXPOSED	N/A	N/A
117	OFFICE	CPT-1	RB-1	P-8	P-8	P-8	P-8	ACT-1	N/A	N/A
301	GATE HOUSE OFFICE	CT-1	CTB-1	P-8	P-8	P-8	P-8	P-1	PL-1	SS-1
302	GATE HOUSE RR	CT-1	CTB-1	P-7	P-7	P-7	P-7	P-1	N/A	N/A

ROOM FINISH SCHEDULE - KITCHEN

NUMBER	NAME	FLOOR	BASE	WALLS				CEILING	MILLWORK	
				NORTH	SOUTH	WEST	EAST		CABINETRY	COUNTERTOP
201	LOBBY	LVT-1	RB-1					ACT-1	N/A	N/A
202	DINING	EXISTING	EXISTING	EXISTING	EXISTING	EXISTING	EXISTING	ACT-1	N/A	N/A
203	TRAINING KITCHEN / SNACK	VCT-1	RB-1	FRP-1	FRP-1	FRP-1	FRP-1	ACT-2	N/A	N/A
204	OFFICE	VCT-1	RB-1	P-1	P-1	P-1	P-1	ACT-2	N/A	N/A
205	TLT	VCT-1	RB-1	P-1	P-1	P-1	P-1	ACT-2	N/A	N/A
206	PANTRY	VCT-1	RB-1	FRP-1	FRP-1	FRP-1	FRP-1	ACT-2	N/A	N/A
207	COOLER/ FREEZER	VCT-1	RB-1	FRP-1	FRP-1	FRP-1	FRP-1	ACT-2	N/A	N/A
208	STORAGE	EXISTING	EXISTING	EXISTING	EXISTING	EXISTING	EXISTING	EXISTING	N/A	N/A
209	ELECT./ IT	EXISTING	EXISTING	EXISTING	EXISTING	EXISTING	EXISTING	EXISTING	N/A	N/A

1 A12.0 PIC - FLOOR FINISH PLAN

3/16" = 1'-0"

FLOOR FINISH LEGEND

- LVT-1
- CPT-2
- LINO-1
- EP-1
- LINO-2
- CRT-1
- CPT-1
- CT-1

A

INTERIOR FINISH LEGEND

NOTE: ALL FINISHES ARE FOR BASIS OF DESIGN INFORMATION ONLY. ALL FINAL SELECTIONS ARE BY OWNER AND CONTRACTOR.

CARPET
CPT-1 MFTG: MILLIKEN
COLLECTION:
STYLE: FAHRENHEIT - WAVE
COLOR: WAV161-128-13 RAY
PATTERN: 39.4" x 39.4" CARPET TILE

CPT-2 MFTG: MILLIKEN
COLLECTION:
STYLE: FAHRENHEIT - WAVE
COLOR: WAV103-172-97 COLD SNAP
PATTERN: 39.4" X 39.4" CARPET TILE

A

VINYL COMPOSITION TILE
VCT-1 NOT USED

A

RESILIENT VINYL PLANK FLOORING
LVT-1 MFTG: FLOORFOLIO
COLOR: 436-403
SIZE: 4" X 36"

RESILIENT BASE A
RB-1 MFTG: JOHNSONITE
STYLE: RECESS WALL BASE - 4.25"
COLOR: 130 SISAL

CERAMIC FLOOR TILE
CT-1 MFTG: EMSER TILE
STYLE: STRANDS
COLOR: OLIVE
SIZE: 12" X 24"
GROUT: TEC
COLOR: 927 LIGHT PEWTER

CERAMIC TILE BASE
CTB-1 MFTG: EMSER TILE
STYLE: STRANDS
COLOR: OLIVE
SIZE: 6" X 12" COVE BASE
1" X 6" COVE BASE CORNER
GROUT: TEC
COLOR: 927 LIGHT PEWTER

GROUT (Ceramic Floor Tile)
GT MFTG: Tec
COLOR: 927 Light Pewter

CERAMIC WALL TILE
CWT-1 MFTG: EMSER TILE
STYLE: STRANDS
COLOR: OLIVE
SIZE: 12" X 24"
GROUT: TEC
COLOR: 940 ANTIQUE WHITE

GROUT (Ceramic Wall Tile)
GT MFTG: Tec
COLOR: 940 Antique White

SHEET LINOLEUM
LINO-1 MFTG: FORBO
STYLE: MCS
COLOR: MCS 3141 HIMALAYA
SIZE: 79" X 105'

A

LINO-2 MFTG: FORBO
STYLE: MCS
COLOR: MCS 3030 BLUE
SIZE: 79" X 105'

A

EPOXY FLOORS
EP-1 EPOXY FLOOR
MFTG: SHERWIN WILLIAMS
PRODUCT: ARMORSEAL 1000 HS EPOXY
COLOR: TBD

CONCRETE FLOORS
CRT-1 SEALED CONCRETE FLOOR

TOILET PARTITIONS
TP-1 BOBRICK PLASTIC LAMINATE OVERHEAD-BRACED OR EQUAL
LAMINATE MFTG: FORMICA
COLOR: TBD
FINISH: TBD

ACOUSTICAL CEILING TILE
ACT-1 24 x 24 INCH (600 x 600 MM) ACOUSTICAL UNITS
USG FISSURED #506 WITH SHADOWLINE TAPERED EDGES AND DONN DX 15/16 GRID SYSTEM

ACT-2 24 x 24 INCH (600 x 600 MM) WASHABLE UNITS
USG CLIMAPLUS #3260 WITH SQUARE EDGE AND DONN DX 15/16 GRID SYSTEM

SOLID SURFACE COUNTERTOPS
SS-1 MFTG: CORIAN
COLOR: PRICE GROUP "C", COLOR TBD

PLASTIC LAMINATE CABINETS
PLC-1 MFTG: TBD
COLOR: TBD

PREFINISHED INTERIOR WOOD DOORS
WD 1 MFTG: MARSHFIELD
SPECIES: ROTARY CUT BIRCH-NATURAL
FINISH: TBD

PAINT
P-1 INTERIOR WALL PAINT
MFTG: SHERWIN-WILLIAMS
COLOR: SW7004 'SNOWBOUND'
FINISH: SATIN

P-2 INTERIOR WALL PAINT
MFTG: SHERWIN-WILLIAMS
COLOR: SW9166 'DRIFT OF MIST'
FINISH: SATIN

P-3 INTERIOR WALL PAINT
MFTG: SHERWIN-WILLIAMS
COLOR: SW6799 'SOAR'
FINISH: SATIN

P-4 INTERIOR WALL PAINT
MFTG: SHERWIN-WILLIAMS
COLOR: SW9038 'CUCUZZA VERDE'
FINISH: SATIN

P-5 INTERIOR WALL PAINT
MFTG: SHERWIN-WILLIAMS
COLOR: SW6429 'BAIZE GREEN'
FINISH: SATIN

P-6 INTERIOR WALL PAINT
MFTG: SHERWIN-WILLIAMS
COLOR: TBD (ACCENT WALL FOR CLASSROOMS)
FINISH: SATIN

P-7 INTERIOR WALL PAINT
MFTG: SHERWIN-WILLIAMS
COLOR: TBD (RESTROOMS)
FINISH: SATIN

P-8 INTERIOR WALL PAINT
MFTG: SHERWIN WILLIAMS
COLOR: TBD (OFFICES)
FINISH: SATIN

P-9 WOOD TRIM STAIN
WOOD SPECIES: BIRCH
COLOR: MATCH DOOR STAIN

ROLL-UP SHADES
RS-1 MFTR: PHIFER ROLLER SHADES
PRODUCT: SHEERWEAVE STYLE 2410
FABRIC: 3% OPEN
COLOR: V24 CHARCOAL/ CHESTNUT
OPERATION: CORDLESS SYSTEM
INSTALL PER MANUFACTURER'S INSTRUCTIONS
* PROVIDE ROLL UP SHADES AT ALL EXTERIOR STOREFRONT AND WINDOW LOCATIONS EXCEPT FOR DOORS.

FIBERGLASS REINFORCED PLASTIC
FRP-1 MFTR: CRANE COMPOSITES
PRODUCT: GLASBORD WALL PANELS - EMBOSSED CLASS C
COLOR: WHITE
* PROVIDE WITH STANDARD MOLDINGS AND SEAM SEALANTS.

GENERAL FINISH NOTES

A. ALL INTERIOR FINISH SPECIFICATIONS AS REQUIRED OF THE ARCHITECT ARE INCLUDED HEREIN. SHOULD THERE BE DISCREPANCIES OR OMISSIONS, THE ARCHITECT IS TO BE CONSULTED BEFORE PROCEEDING. THE ARCHITECT IS NOT RESPONSIBLE FOR DISCREPANCIES OR OMISSIONS THAT ARISE DUE TO CHANGES BY THE CONTRACTOR, CONSULTANTS OR OWNERS AFTER DATE OF DRAWINGS UNLESS NOTED AS A REVISION ON DRAWINGS.

B. PROVIDE ALL FINISHES AND MATERIALS AS SPECIFIED IN THE FINISH LEGEND. NO SUBSTITUTIONS WILL BE ACCEPTED.

C. SHOULD THERE BE ANY DISCREPANCIES, DISCONTINUED OR DELAYED MATERIALS, THE ARCHITECT / INTERIOR DESIGNER IS TO BE NOTIFIED IMMEDIATELY AND CONSULTED BEFORE PROCEEDING.

D. IF ANY ITEMS ARE IDENTIFIED REQUIRING SELECTION NOT ADDRESSED IN THESE DRAWINGS, NOTIFY THE ARCHITECT / INTERIOR DESIGNER IMMEDIATELY AND PROVIDE SAMPLES OF COLOR/FINISH OPTIONS, CLEARLY IDENTIFYING ANY COST ABOVE BASE BID.

E. ALL INTERIOR FINISHES TO BE CLASS "C" OR BETTER AS INDICATED. PROVIDE TEST DATA TO VERIFY FLAME SPREAD RATE.

F. PROVIDE SAMPLES AND SHOP DRAWINGS/SEAMING DIAGRAMS FOR ALL FINISHES FOR APPROVAL PRIOR TO ORDERING MATERIAL OR PROCEEDING WITH WORK.

G. IF ANY DEFECTS ARE DISCOVERED IN MATERIALS (SUCH AS SHADING INCONSISTENCIES, SEAM MISMATCHING, ETC), NOTIFY THE ARCHITECT / INTERIOR DESIGNER IMMEDIATELY. DO NOT PROCEED WITH WORK.

H. TEST SUBSTRATES FOR APPROPRIATE MOISTURE LEVELS PRIOR TO INSTALLING MATERIALS.

I. INSTALL ALL MATERIALS IN ACCORDANCE WITH MANUFACTURER'S INSTRUCTIONS/RECOMMENDATIONS AND INDUSTRY STANDARDS.

J. PROTECT EXPOSED CONCRETE SLABS FROM MUD AND OIL STAINS. ALL STAINS MUST BE COMPLETELY REMOVED FROM CONCRETE.

K. ALL FLOORING TRANSITIONS TO BE COMPLIANT WITH ADA AND LOCAL ACCESSIBILITY REQUIREMENTS. SHOULD REQUIREMENTS BE IN CONFLICT, THE MORE STRINGENT SHALL BE FOLLOWED.

L. ALL FLOORING TRANSITIONS BETWEEN ROOMS TO OCCUR UNDER CENTERLINE OF DOOR IN CLOSED POSITION.

M. IF SURFACES ARE NOT ACCEPTABLE TO RECEIVE FINISHES, CONTRACTOR SHALL HAVE SURFACES CORRECTED BEFORE BEGINNING FINISH APPLICATION.

N. PRIME ALL SURFACES PRIOR TO APPLYING FINAL PAINT FINISHES.

O. PROVIDE ATTIC STOCK FOR ALL MATERIALS LISTED IN MATERIAL SCHEDULE.

P. PAINT ALL VERTICAL AND HORIZONTAL SURFACES OF SOFFITS WITH SPECIFIED FINISH, UNLESS NOTED OTHERWISE.

Q. PROVIDE COLOR MATCHED CAULK AT CASEWORK. CONTRACTOR TO SUBMIT SAMPLES FOR APPROVAL PRIOR TO ORDERING MATERIAL OR PROCEEDING WITH WORK.

R. PAINT 4'X4' AREAS IN SPECIFIED SPACES WITH ADEQUATE LIGHTING, FOR EACH COLOR SPECIFIED FOR APPROVAL BY THE ARCHITECT / INTERIOR DESIGNER PRIOR TO BEGINNING WORK. SAMPLE AREAS SHALL HAVE THE SAME FINISH AND NUMBER OF COATS AS REQUIRED FOR THE ACTUAL WORK.

S. ALL SURFACES SHALL RECEIVE A FINISH, WHETHER NOTED OR NOT. ITEMS NOT NOTED WILL BE SELECTED BY THE ARCHITECT DURING CONSTRUCTION.

T. ALL COVER PLATES (DATA, LIGHTS, TELEPHONE, ETC. TO BE STAINLESS STEEL. ALL DEVICES TO BE GREY, UNLESS NOTED OTHERWISE.

Copyright : These Drawings are the property of DP3 Architects, Ltd., and reuse on any other project without written permission will result in legal action.

Seal

DP3 ARCHITECTS
DP3 Architects, Ltd.
15 South Main Street, Suite 400
Greenville, SC 29601
864.232.8200
www.DP3architects.com

Project

PhoenixCenter
Prevent • Treat • Recover

SERENITY VILLAGE PROGRAM FOR INFANTS AND CHILDREN (PIC)

Project Number	17245
Drawn By	JLR
Checked By	MTP
Date	23 FEB 2018

Revisions

A	19 MAR 2018	ADDENDUM 2

Drawing

FINISH SCHEDULE & LEGEND

A12.0